

TWINSOLAR COMPACT

Technical Data Sheet




The TWINSOLAR Compact air collector by Grammer Solar has its main technical components as the ventilator and the photovoltaic module integrated in the collector. These components are electrically switched therefore the collector is ready for operation, a time-saving mounting and convenient system costs are implicated

The installation in house is restrained on ducts and a basic thermostat. Thus new possibilities open up at facade mounting or buildings with an open attic.

SolarAir – solar heating and ventilation

The SLK air collectors by Grammer Solar stand for high performance and quality. High standard material, accurate manufacturing and optimized construction ensure durability and longevity.

- Covering of ESG 4mm glass
- Frame of seawater proven aluminum
- Laminar aluminum absorber
- 50mm rock-wool plate for rear insulation
- High grade filter – integrated in collector
- Collector integrated ventilators (at the air inflow region)



TwinSolar 2.0 Compact

Singular collector with integrated ventilator and photovoltaic, ready for operation



TwinSolar 4.0 – 6.0 Compact

Coupleble collectors with integrated ventilator and photovoltaic and start-switch

All systems are easy to mount due to their light weight of 45kg per collector.

TwinSolar Compact 2.0

Connection duct: 125 mm




TwinSolar 2.0
to heat 15-30 m²
2000x1006x138 mm




TwinSolar Compact 4.0 - 6.0


Connection duct: 160 mm



TwinSolar 4.0 Compact
to heat 40-60 m²
4000x1006x138 mm



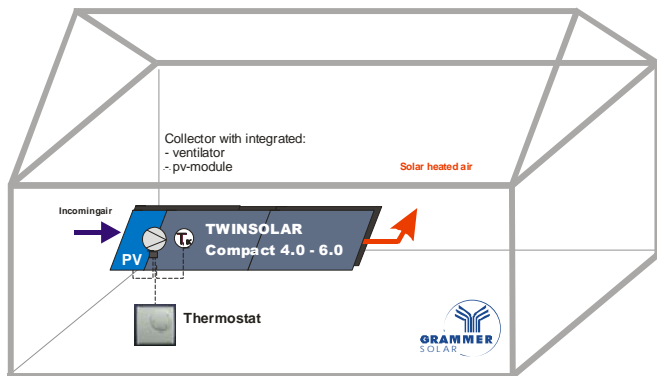
TwinSolar 6.0 Compact
to heat 60-80 m²
6000x1006x138 mm



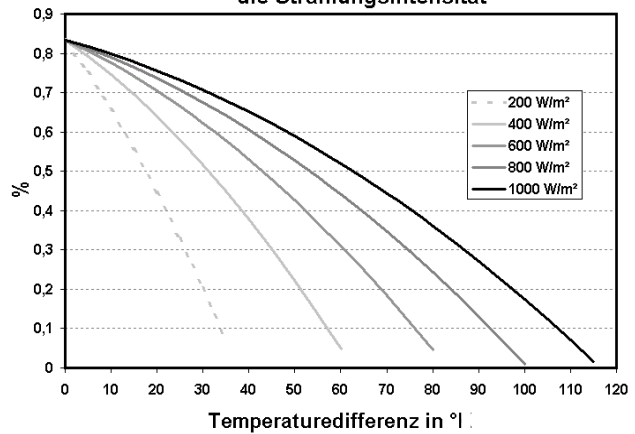
TwinSolar 4.5 Compact
to heat 40-60 m²
2250x2122x138 mm

SLK Collector – characteristic values
(all datas refer to aperture surfaces)

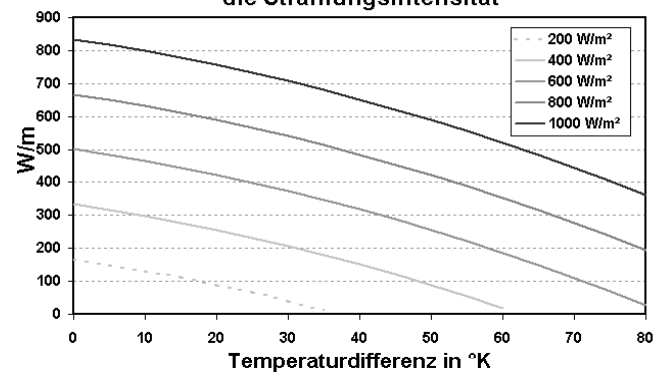
Magnitude	Symbol	Unit	Certified values
Conversion factor Temperature difference ($t_m - t_a$) = 0, optical performance	k_0		0,834
Linear loss coefficient	A_1	W/(m ² K)	3,197
Square loss coefficient	A_2	W/(m ² K ²)	0,034
Angle factor	$K_L(50^\circ)$		0,96
Recommended flow range		m ³ /(hm ²)	30 - 60
Reference surface			
Gross surface	A_G	m ²	2,01
Aperture surface	A_a	m ²	1,86
Operational limit			
Maximum temperature		°C	150°C
Installation			
Forms of installation	On inclined roof, on flat roof, wall mounted		



TWINSOLAR-Wirkungsgrad in Bezug auf die Strahlungsintensität



TWINSOLAR - Leistung in Bezug auf die Strahlungsintensität



	TWIN 2.0	TWIN 4.0 - 6.0
Ventilator Type	6224N	2 x 6224N
Nominal power	18 W	2 x 18 W
Position	Integrated; DC	Integrated; DC
Max. flow rate	120 m ³ /h	200 m ³ /h
Flow	With deviation	Linear
Control	Room thermostat	Room thermostat + Interruptor

* Flow rate for collector systems with 150Pa external fit

** Flow rate dependant on irradiance